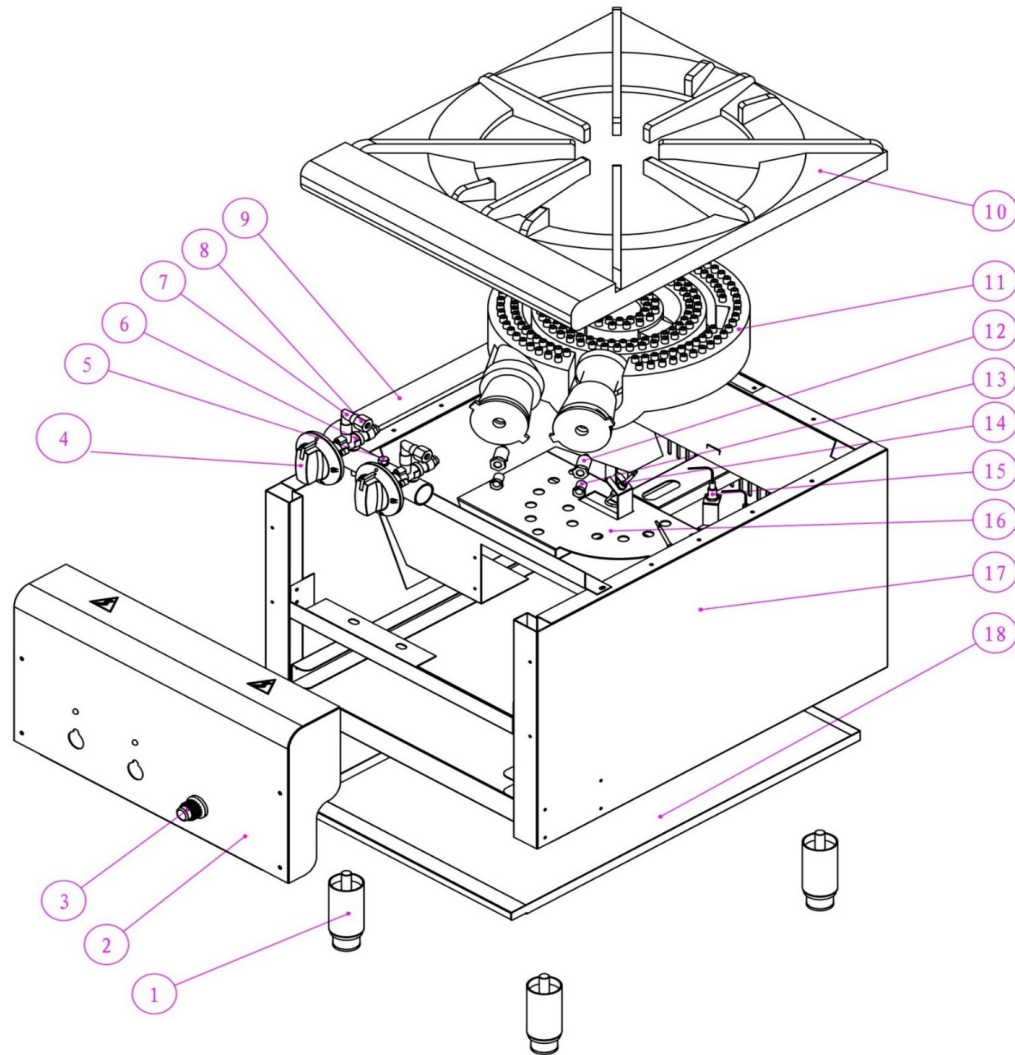









# RB-1E RB-1B EXPLODED DIAGRAM



# RB-1E RB-1B PARTS LIST

Item	FHE Part Code	Description	Qty	Remark
1	RB-1-2	Adjustable Leg 302090047/70200900473	4	
2	802021072013	Front Control Panel 632.6mm X 318.5mm X 1.2mm	1	
3*	QR36-14	Pulse Ignition 2 Pin 301100053/70101000537	1	
4	301110052	Knob 301110251+301110092(70101102519+7101103900)	2	
5	 	MANIFOLD TEST PLUG 1/8-27NPT	1	
6	QR - VALVE	Valve 302220049/70202200491 CE11 SABAF	2	
7*	 	90° Adapter Elbow	2	
8*	302140139	Ø 8 Brass Fixing Nut M14 X 1.25	2	
9	RB-1-5	Gas Inlet Tube G1 1/4 302180278	1	
10	70202500537	Grate 530mm X 454mm X 60mm	1	
11*	801021072003	Burner Assembly 70202500528 (1pc) + Burner venturi pipe 70201802791(2pcs)	1	
12	302150122	Blank Injector	2	
13	 	BOLT	2	
14*	70201700291	THERMOCOUPLE 600mm L	2	
15*	70202200046	IGNITOR PIN AND WIRE WITH NUTS	2	
16	801021072001	BURNER SUPPORT STAND	1	

# RB-1E RB-1B PARTS LIST

Item	FHE Part Code	Description	Qty	Remark
17		HOUSING ASSY	1	
18	802021072007	CRUMB TRAY	1	
	302250052	Inner and Outer Cast Iron Burner Head 70202500528 Included in 801021072003		
	802021072014	Burner Support Bracket		
	70201700073	Thermocouple 1200mm M9 X 1		
	RB-1ELPG-GPA	Gas Pipe (2 Pcs) Assembly 70201401437 (2 Pcs) + 70201401391 (2 Pcs) + 70201400155 (2 Pcs) + 70201400755 (4 Pcs)		
	RB-1B Splashback	Splash back-minus faucet		Only Use for RE-1B
	S36-3	AP6 Mixture Valve 302220027/70202200273		
	20228043017	Front Heat Shield		
	20228043019	Bracket 93.8mm X 40.6mm X 1.2mm		
	20228043022	Bracket 215.23 mm X 44.74 mm X 1.2mm		

\*Wearable parts